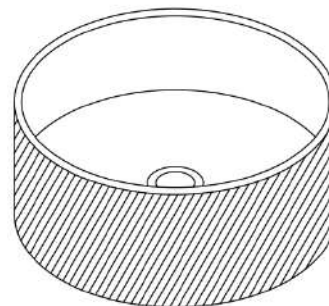
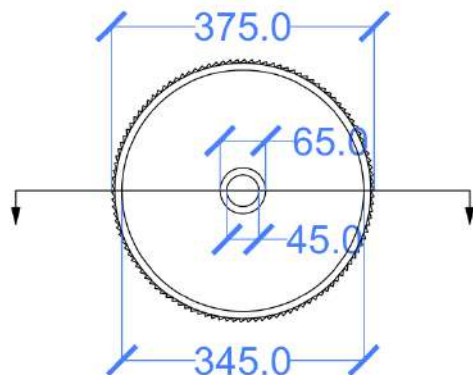


Plan View



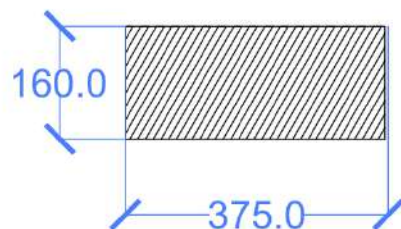
Otto A1

General notes

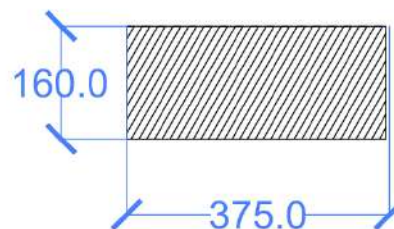
Kast work to tolerances of $\pm 5\text{mm}$, joints $3-5\text{mm}$, vertical deflection 3mm per linear meter it is the responsibility of the recipient (client) to check all dimensions are correct and confirm prior to manufacture. Kast will manufacture from only from these drawings on receipt of client confirmation and takes no responsibility for incorrect dimensions and measurements not reported. This drawing is to be viewed in conjunction with all other contract documentation and specifications and all other consultants drawings. All dimensions should be checked and any discrepancies notified to Kast prior to proceeding with works any discrepancies found between this drawing and other documents should be referred immediately to Kast. The author takes no responsibility for any dimensions obtained by scaling from this drawing.

- Surface mounted basin.
- Designed for use with wall mounted tap.
- Compatible with all standard traps and wastes.
- Available in multiple colours.

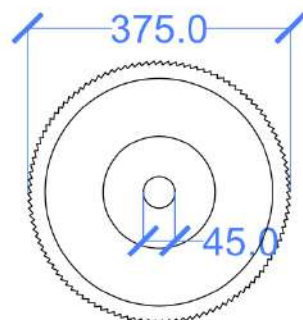
Front View



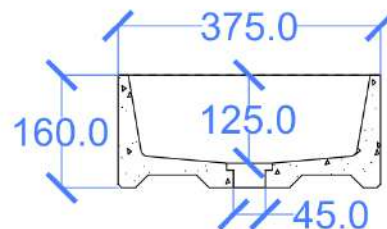
Side View



Underside View



Section A-A



Basin Description
Diameter 373mm x H160 mm
15mm walls

Drawn by GR	Scale NA	Basin Code OTA1
----------------	-------------	--------------------

Kast
concrete basins

Kast Concrete Basins Ltd
Meden Court
Boughton Industrial Est
Nottingham NG22 9YU

Tel 056 0384 0595
Email info@kastconcretebasins.com
Web www.kastconcretebasin.com